

AD160 Marketing Copy

Description:




The AD160 by Olympia is a high-performance flashlight designed for outdoor use. It uses Cree® LED technology to ensure high-brightness and is crafted from aircraft-grade aluminum with Type II hard-anodized, anti-abrasive finish. The AD160 has five light settings including strobe and SOS for emergency situations, is waterproof to IPX-8 and impact resistant to 1 meter. The AD160 is perfect for an everyday carry light as it fits easily in your purse or pocket.

AD160 Features:

- Waterproof IPX-8 to 2 meters
- 160 Lumens
- 5 light settings: High→Middle→Low→Strobe→SOS
- 5 Memory light settings: Automatically memorize last used setting/mode after being in any one of the five light settings for 3 seconds.
- Complies with ANSI FL 1 Standard
- Beam distance: 107 Meters
- Peak Beam Intensity: 2890 Candelas
- Constant current circuit design, constant brightness
- Aircraft-grade aluminum with Type II anodized anti-abrasive finish
- Cree-XPG-R3 LED
- Compatible with: AA (Alkaline) batteries
- High performance metal orange peel reflector, double-sided steel coated lenses
- Reverse-polarity protection
- Smart circuit for rechargeable batteries

AD160 Dimensions:

- Length: 3.8" (95.5 mm)
- Diameter: 0.89" (22.5 mm)
- Weight w/o batteries: 1.7 ozs (48.7 g)
- Working Voltage Range: 1-1.5V

ANSI/FL1			
Mode	 LUMENS FL 1 STANDARD	 RUNTIME H FL 1 STANDARD	 BEAM RANGE M FL 1 STANDARD
High	160 Lumens	1.5 hours	107 Meters (Max)
Mid	80 Lumens	2 hours	
Low	20 Lumens	12 hours	
Strobe	9Hz	-	
SOS	-	-	